

Job No: S35190

Name: SIMPSON

Address: 10F2

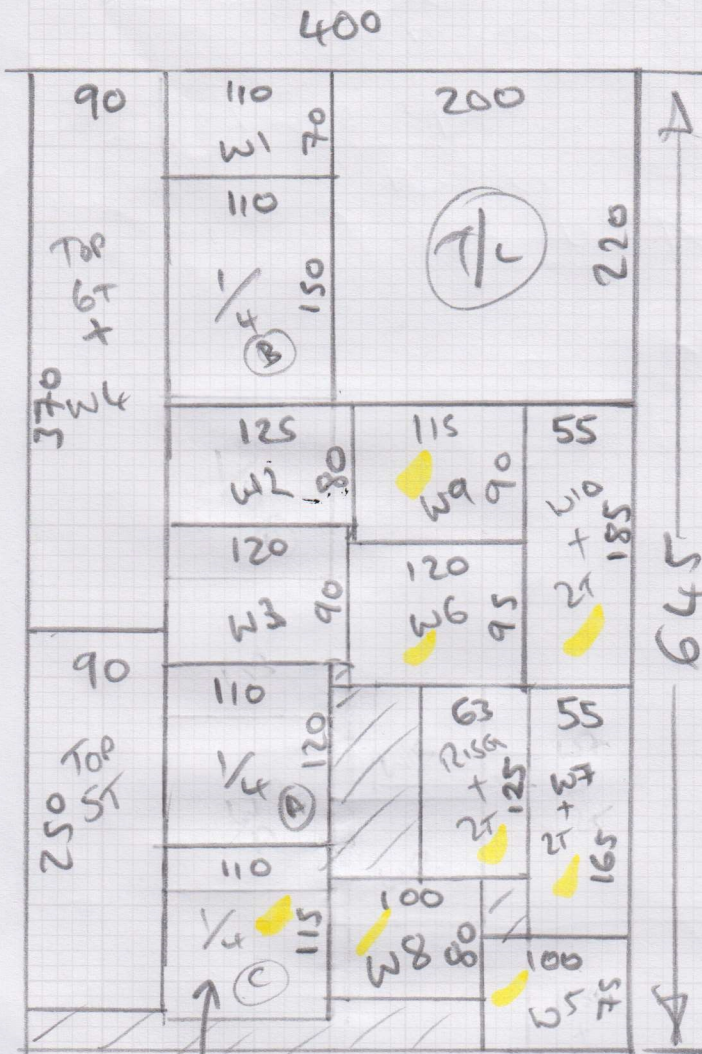
Tel:

Sheet: of:

Wool Seychelles

- Cove

645 x 400



TEMPLATE ON SITE + W5, W6, W8, W9

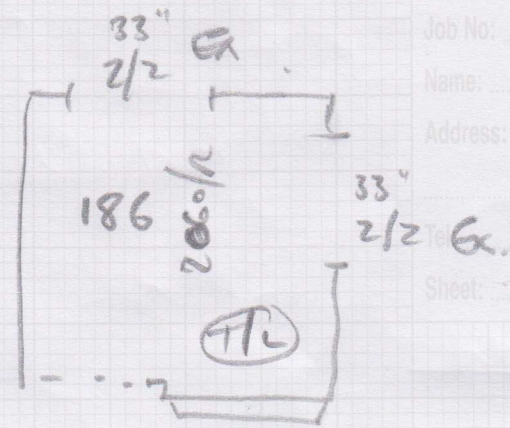
* 10cm GAP AT SIDES OF RUNNER *

PHASE 1 = FIT TOP S&L + TEMPLATE 1st
RIGHT RUNNER

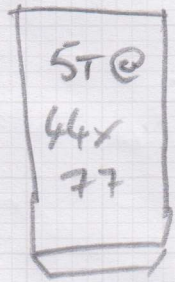
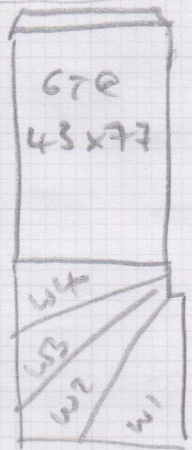
PHASE 2 = FIT 1st RIGHT RUNNER

Job No: 535190
Name: SIMPSON
Address: 20F2
Sheet: of:

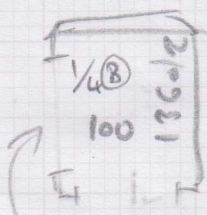
- WOOD
- Full Price Rebound
- ~~Area~~ v/o - Top Landings
- ANION BRASS(?)
- Park By Neon Gate
- House On Corner
- fixed Runner 10cm gap
- Top flight Runner



TOP FLIGHT FULL WIDTH



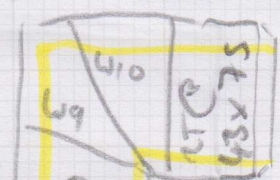
- w1 = 57 x 92
- w2 = 71 x 114
- w3 = 80 x 107
- w4 = 60 x 78



High Tiles - 30-35mm
STUFF UNDER Tiles
IS ROUGH

Full Width
Runner

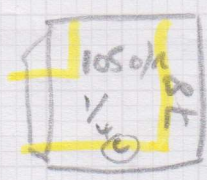
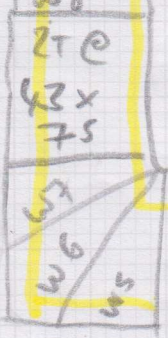
- w8 = 67 x 90
- w9 = 78 x 105
- w10 = 74 x 75



Riser = 24 x 83



- w5 = 63 x 89
- w6 = 85 x 108
- w7 = 51 x 75



NOT STEP UP
HERE