

B1M2 = 55 x 155 ✓

2x5T = 45 x 82 ✓

W11 = 53 x 84 ✓

W10 = 56 x 122 ✓

W9 = 48 x 96 ✓

2x5T = 45 x 87 ✓

MUSEN = 18 x 83 ✓

M/L = SEE PLAN

D1N = 45 x 95 ✓

1x5T = 45 x 89 ✓

W8 = 51 x 69 ✓

W7 = 54 x 98 ✓

W6 = 55 x 94 ✓

W5 = 52 x 74 ✓

2x5T = 45 x 68 ✓

W4 = 51 x 68 ✓

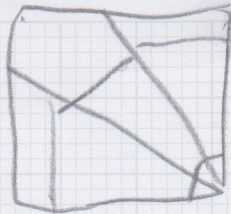
W3 = 55 x 98 ✓

W2 = 57 x 92 ✓

W1 = 52 x 33 ✓

1x5T = 45 x 68 ✓

T/L = SEE PLAN



FIXED WIDTH  
15cm  
GHT

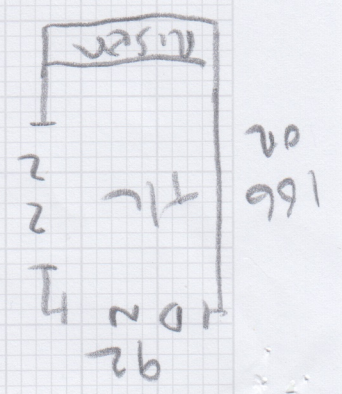
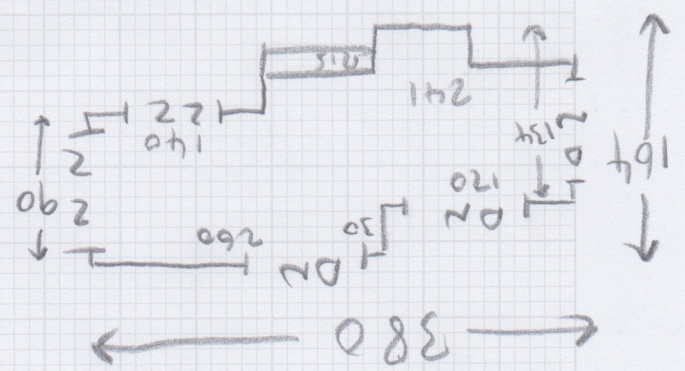
FIXED WIDTH RUNNER.

STAINLESS STEEL x 13

TAPE COLOUR CR 3040

6.80 x 4.00 m.

Brooklyn L01



Sheet: 1/2

Tel:

Address:

Name:

Job No:

S35796

Job No: S35796

Name: \_\_\_\_\_

Address: \_\_\_\_\_

Tel: \_\_\_\_\_

Sheet: 2/2

690 x 400

27.60m<sup>2</sup>

Brooklyn B20 L01

