

Job No: 535954

Name:

Address: 1/2

Tel:

Sheet: of:

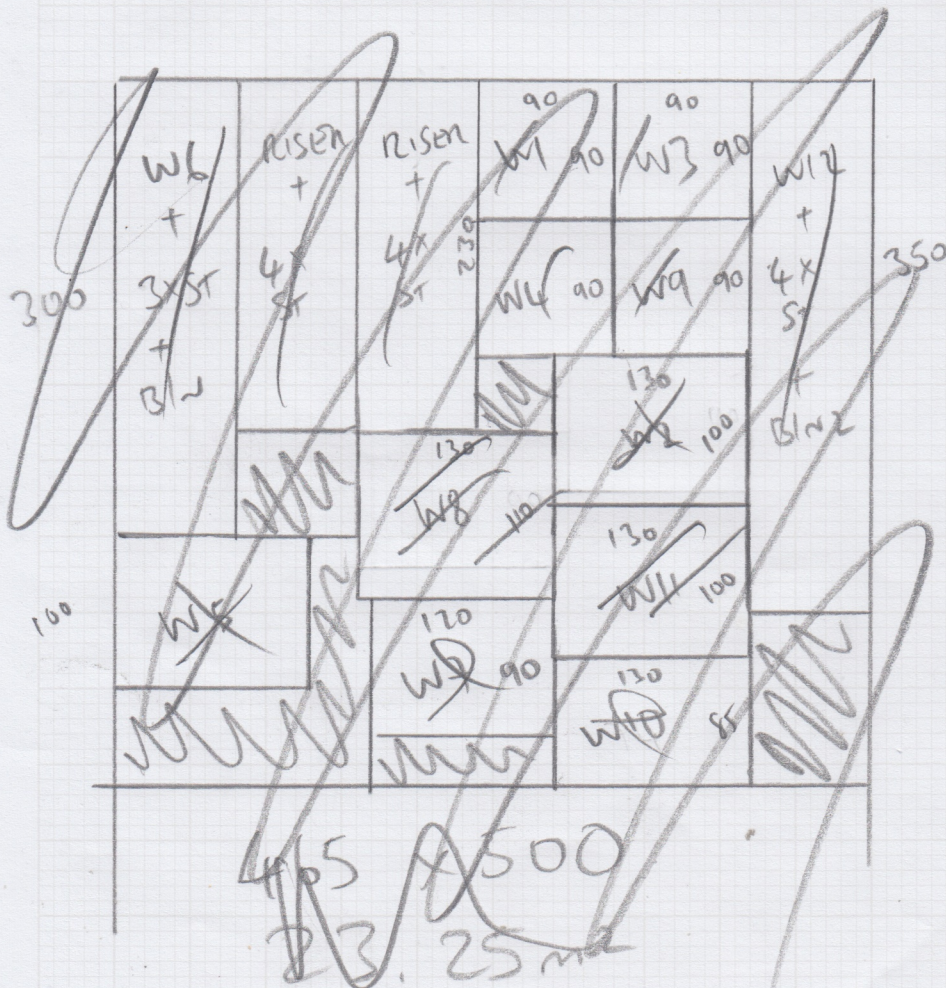
TOP STMS

- RISER = 18 x 92 ✓
- 4xST = 45 x 95 ✓
- W1 = 73 x 110 ✓
- W2 = 86 x 134 ✓
- W3 = 84 x 94 ✓
- W4 = 71 x 107 ✓
- W5 = 87 x 132 ✓
- W6 = 80 x 95 ✓
- 3xST = 45 x 95 ✓
- BIN = 55 x 95 ✓
- ↓ TO MIL ↓

MAIN STMS

- RISER = 18 x 102 ✓
- 4xST = 45 x 105 ✓
- W7 = 78 x 119 ✓
- W8 = 98 x 147 ✓
- W9 = 90 x 104 ✓
- W10 = 74 x 115 ✓
- W11 = 95 x 145 ✓
- W12 = 87 x 105 ✓
- 4xST = 45 x 105 ✓
- BIN 2 = 90 x 230 ✓ - full cover
- ↓ TO G/Floor ↓

(45 x WINNER WIDTH IF WINNER)



ADVISED CUST WITH SAMPLE ON SITE WITH HOW CPT WILL SIT AT LAND NOSINGS (ENK WOOD ON LANDINGS)

Job No: 535 954

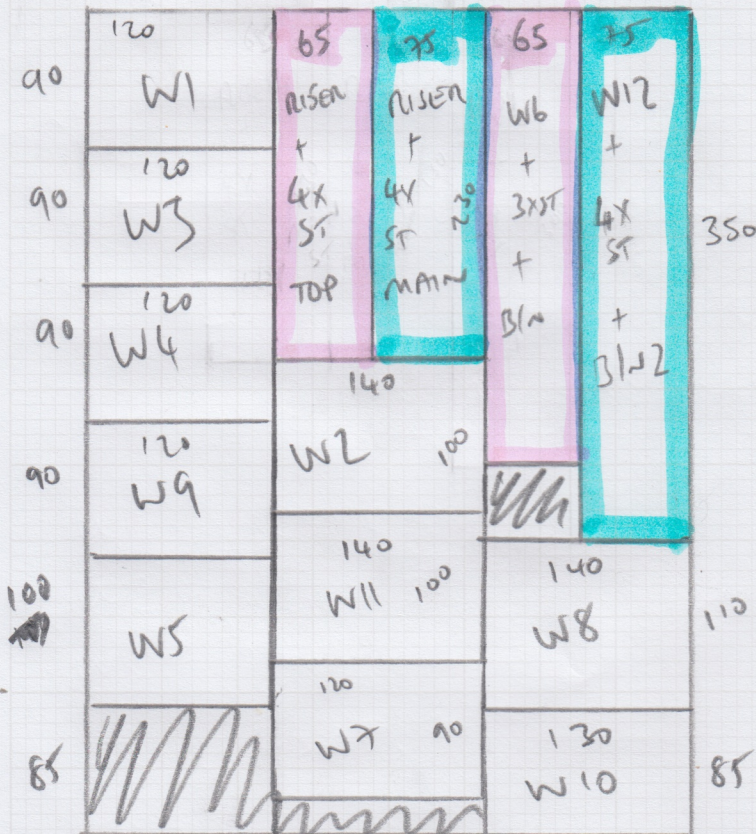
Name:

Address:


2/2

Tel:


Sheet: of:



545 x 400



= 65cm TOP ST



= 75cm MAIN ST