

Job No: (S 35863)

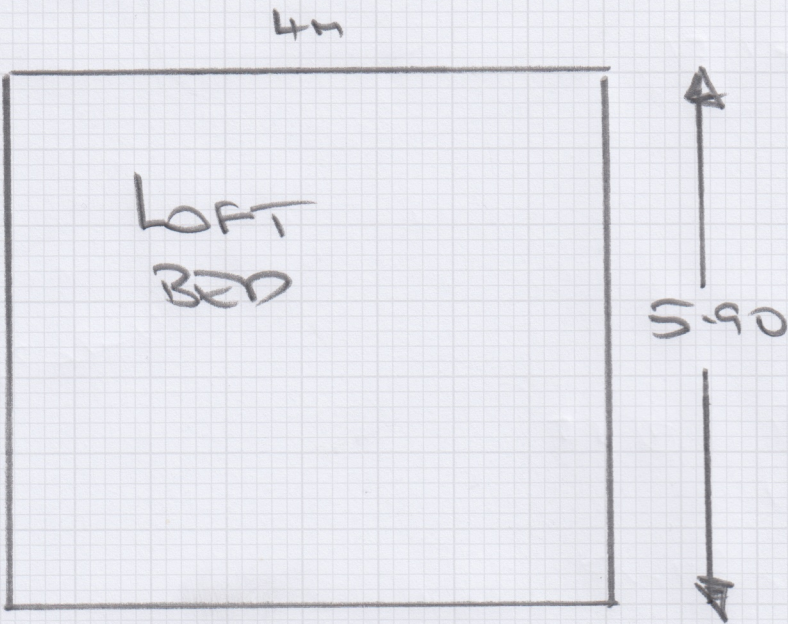
Name:

Address: (TUE)

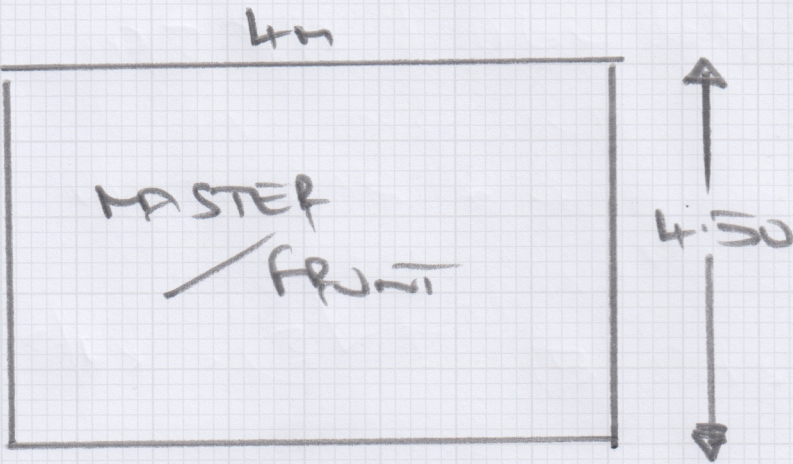
(17/3)

Tel:

Sheet: (1) of (2)



SEE PAGE (2)  
FOR RIB  
DIRECTION.




(+)  
SEE PAGE (2)  
FOR  
RIB  
DIRECTION

Lux PU - 4LA,  
PI/FELT

MASTER FIT ALL NEW SIE

LOFT SUPPLEMENT EXT SIE

2 x ALBRASS GOLD D/BARS

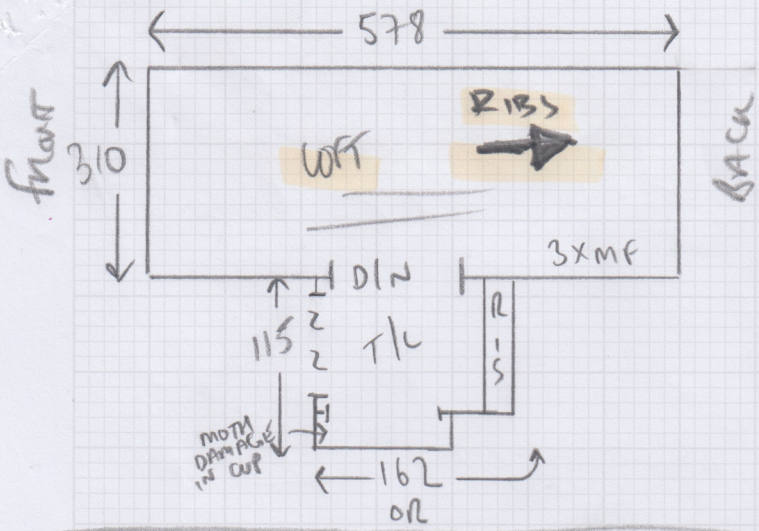


Job No: S 35863

Name: Wills

Address:

Tel:  
Sheet: 2/2



- ✓ TLC = SEE PLAN
- ✓ 4xST = 45 x 73
- ✓ 1/2 LAND = 122 OR x 150
- ✓ 6xST = 45 x 73
- ✓ W1 = 64 x 82
- ✓ W2 = 53 x 107
- ✓ M/LB + M/LA = SEE PLAN
- ✓ 1/2 LAND (B) = 100 OR x 152
- ✓ 9xST = 45 x 75
- ✓ BIN = 45 x 76

